


***GRAPHIC
PROCESSES
NOTEBOOK***

By: Natalie Vizzina


TABLE OF CONTENTS

3.....PRINTING PROCESS	8.....ACCORDION FOLD
4.....LETTERFORM ANATOMY	9.....SADDLE STITCH
5.....ENVELOPE STYLES	10.....PERFECT BINDING
6.....GATE FOLD	11.....IMPOSITION DIAGRAM
7.....PARALLEL FOLD	12.....RGB VS CMYK

RELIEF



INTAGLIO

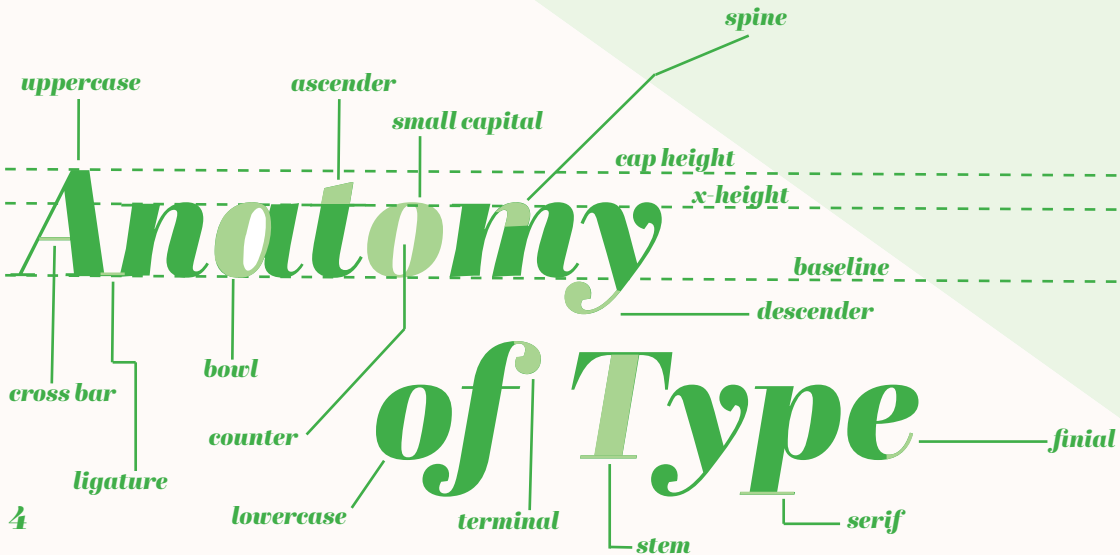



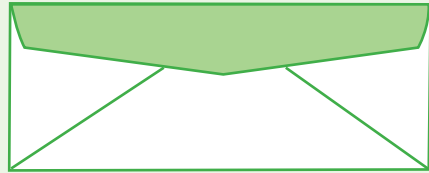


LITHOGRAPHY




SCREENPRINTING












6 GATEFOLD










9	11	10	2
4	13	16	1

front


8	6	7	5
2	15	14	3

back

CMYK



RGB



***NATALIE VIZZINA
ART 315 DIGITAL LAYOUT & PRODUCTION
SPRING 2021***